

Webinar on...

CREATING INTERACTIVE WORKSHEETS

Using



LIVEWORKSHEETS

By...

ARUMUGAM MUNUSAMY
GRADUATE TEACHER
PANCHAYAT UNION MIDDLE SCHOOL
MOTHAIYANUR, SANKARI TALUK.
SALEM DT. TAMILNADU.

25-Aug-2020
4:00 PM – 5:00 PM

Objectives

After the end of the session the participants will be able to...

1. Know what is an interactive worksheet.
2. Understand How to create an interactive w/s.
3. Utilize the website to create workbooks, assign the workbooks to student, managing students, grading, making public w/s...



The web site

<https://www.liveworksheets.com>

What is an interactive worksheet?

Interactive worksheets are alternate to traditional worksheets which has some interactive elements such as drag and drop, choose, fill in the gaps, audio, video etc.,

THE PROCESS

Traditional printable
worksheets (doc, pdf, jpg...)



Giving life to ordinary worksheets
by drawing textboxes and putting
simple commands.

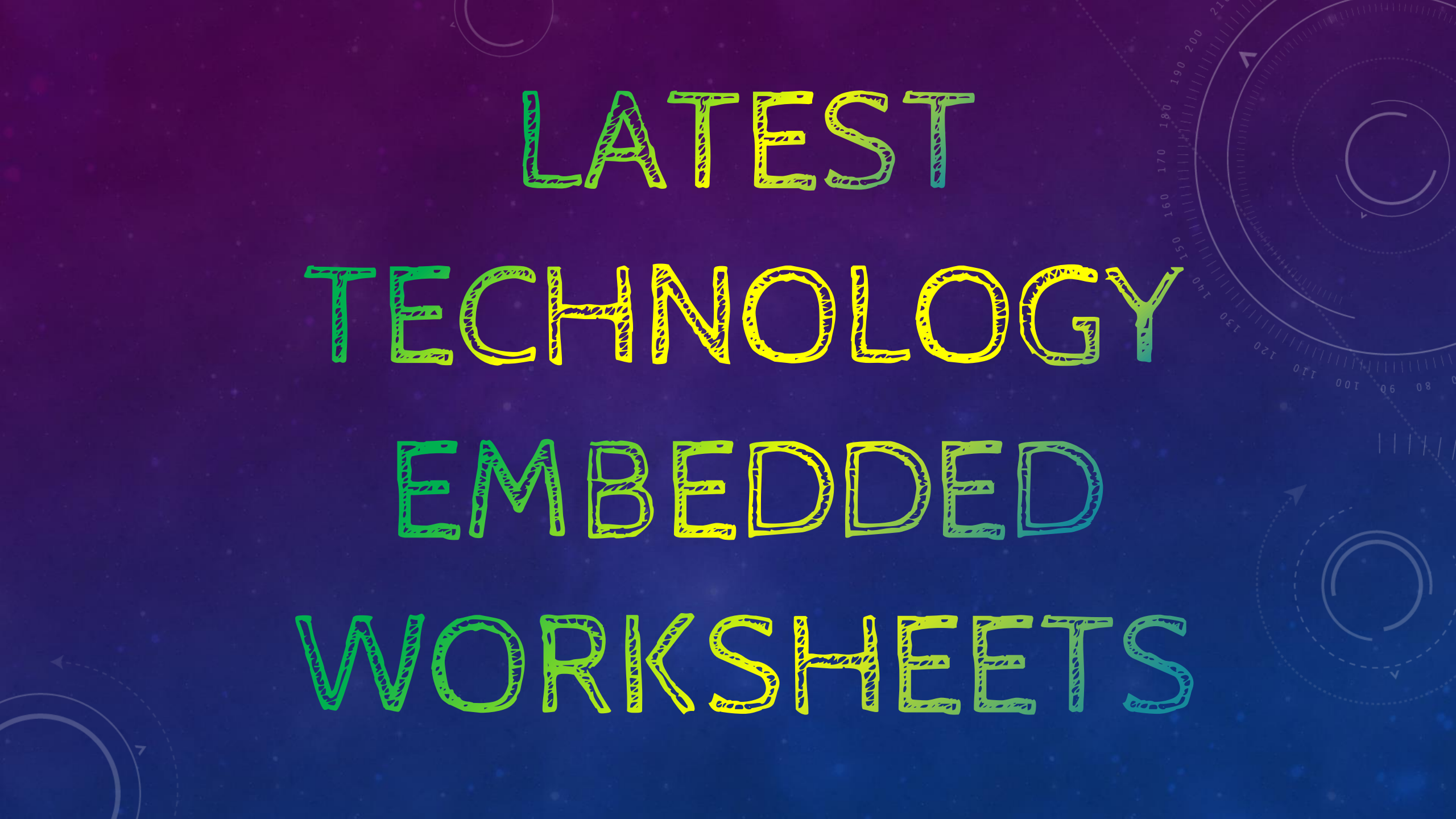
interactive online exercises
with self-assessments

THE RESULT

Ss can do the worksheets online and send their answers to the teacher.



Motivation/Saves time/Saves paper
(Students)-(Teacher/Ss)-Environment

The background is a dark blue gradient with a subtle pattern of white stars and nebulae. Overlaid on this are several technical diagrams in a light blue color. In the top right, there is a large circular gauge with concentric circles and radial tick marks, resembling a speedometer or a dial. In the bottom right, there is a diagram of a gear or a circular mechanism with internal components. In the bottom left, there is a partial view of a circular diagram with an arrow pointing clockwise. The text is centered and reads:

LATEST TECHNOLOGY EMBEDDED WORKSHEETS

1. Dropdown select Worksheets

choose:*x/y

2. Choose the right answer



2. Word search Worksheets

U	B	L	Y	F	C	R	O	P	S	W	E	A	K
P	O	F	U	L	L	I	T	E	D	O	Z	E	L
I	S	W	E	A	E	B	M	T	R	A	D	G	F
S	L	O	W	I	A	U	C	H	K	N	H	I	W
G	A	Q	U	E	N	S	D	I	V	O	A	N	E
L	Z	B	I	G	E	L	O	N	G	Y	R	C	H
R	E	S	A	N	D	W	A	I	C	P	D	F	Y
Y	A	H	E	A	V	Y	R	M	S	L	W	E	P
N	S	B	A	L	O	O	K	N	H	D	O	T	O
T	Y	N	C	H	E	A	P	O	D	E	R	N	O
U	P	D	V	N	S	U	T	I	R	E	K	D	R
H	A	R	G	E	A	F	P	S	Y	G	I	T	E
O	L	C	O	L	D	S	W	I	Z	H	N	A	Q
S	H	O	R	T	U	W	I	N	E	W	G	R	S

தமிழ் சொல் தேடல்

ஸ்	ப	ம	க்	மு	ழு	வு	உ	ம்	ச
எ	தூ	ட்	ப்	ஜ்	ள்	ள	ச	க	ர
வ	ண்	ல	ம	க	கே	கா	அ	எ	ம
ப	டு	க	ம	ப	யி	லு	த	ல்	வீ
மா	த	ச	வ	த்	க	க	ல	ர	ம
க	ல்	ன்	ந	நா	டா	தா	க	ல	ல
ஜ	ண்	ட	து	ண	தா	வீ	ம	த	ஜ
ல்	ன்	ஈ	ர	ம்	டி	ஈ	டா	தி	ம்

முழுவு


தூண்டுதல்

wordsearch:

3. Crossword puzzle Worksheets

Put the right characters inside the textbox

VIII-TERM-I-JIM CORBETT MEANINGS
ARUM



EclipseCrossword.com

Across

2. pause before saying or doing something

4. protection

4. Fill in the blanks Worksheets

Put the
right text
inside the
textbox

Listen to the song "Perfect" and fill in the gaps with the words from the box.



*love *dreams *beautiful *kids *kiss *heart *secrets *arms *song *perfect
*man *beautiful *hand *angel *eyes *girl *perfect *dress



I found a 1. for me

Oh, darling just dive right in and follow my lead

Well I found a girl, 2. and sweet

Oh, I never knew you were the

someone waiting for me

Cause we were just 3. when
we fell in love

Not knowing what it was,

I will not give you up this time

Darling just 4. me slow,



5. True or False Worksheets

Put
true/false
inside the
textbox

VIII-TERM-I-HOBBY-TRUEFALSE

ID: lp961496kk

 Add to my workbooks (0)  Add to Google Classroom  Add to my favourites (0)  Edit  Remove

Link to this worksheet: <https://www.liveworksheets.com/lp961496k> [Copy](#) [Custom link](#) [Share through Whatsapp](#)

A. Say true or false.

1. Mani's hobby is playing cricket.

2. Hobbies are unique to people.

3. People have hobbies only to pass time.

Finish!!

6. Multiple Choice worksheets

Put
select:yes/no

VIII-TERM-I-MCQ

ID: sd961477sz

 Add to my workbooks (0)  Add to Google Classroom  Remove from my favourites (1)  Edit  Remove

Link to this worksheet: <https://www.liveworksheets.com/sd961477> [Copy](#) [Custom link](#) [Share through Whatsapp](#)

B. Choose the correct answer.

1. Mani imagined a world with _____.
a) b) c)
2. When Mani started writing things, he was unable to _____.
a) b)
c)
3. Mani feels writing is like _____.
a) b) c)

Finish!!

7. Join with Arrows matching worksheets

Put
join:x
join:y

JOIN WITH ARROWS MATCHING

ID: yx961918eh

[Add to my workbooks \(0\)](#) [Add to Google Classroom](#) [Add to my favourites \(0\)](#) [Edit](#) [Remove](#)

Link to this worksheet: <https://www.liveworksheets.com/yx961918> [Copy](#) [Custom link](#) [Share through Whatsapp](#)

MATCH THE MEANINGS

Kindness

be qualified for

Bloom

Humble

Tiniest

come into

Forgotten

smallest

Deserves

out of mind

8. Checkbox worksheets

tick:yes
tick:no

SELECT THE PROFESSIONS/HOBBIES OF JIM CORBETT



This Photo by Unknown Author is licensed

- ☐ A Hunter
- ☐ A Photographer
- ☐ A Naturalist
- ☐ A Contractor

9. Drag and Drop worksheets

drop:x
drag:x

DRAG AND DROP EIDGAH

The village was with excitement. Everyone was up early to go to the Eidgah. The boys were more than the others. They had been talking about it all the time. Finally the day had come. And now they were impatient. They were taking their out of their pockets, counting and recounting it before putting it back. Mahmood counted "One, two, ten, twelve" – he had coins. Mohsin had "One, two, three, eight, nine, fifteen" coins. With this money, they would buy things: toys, sweets, paperpipes, rubber balls – and much more.

twelve

excited

treasure

countless


filled

10. Listen and Response worksheets

Listen(en-GB):nose

Select:yes/no

2. Listen and click:



11. Speech recognition Worksheets

Speak(en-GB):pencil

4 Speak (Say the words)

	<input type="text"/>		<input type="text"/>
	<input type="text"/>		<input type="text"/>
	<input type="text"/>		<input type="text"/>
	<input type="text"/>		<input type="text"/>
	<input type="text"/>		<input type="text"/>
	<input type="text"/>		<input type="text"/>

OTHER INTERACTION ELEMENTS

1. Mp3 audio


LISTENING COMPREHENSION-1
ID: ar963165na

[Add to my workbooks \(0\)](#) [Add to Google Classroom](#) [Add to my favourites \(0\)](#) [Edit](#) [Remove](#)

Link to this worksheet: <https://www.theworkbooks.com/ar963165na> [Copy](#) [Custom link](#) [Share through Whatsapp](#)

LISTENING COMPREHENSION

Listen to the following passage and answer the questions given below.



1. Who played a key role in establishing the national park?

2. What was the name of the park initially?

3. When was it renamed as Jim Corbett National Park?

OTHER INTERACTION ELEMENTS

2. YOUTUBE VIDEO

YOUTUBE CONTENT FILL IN ARUM
ID: m/5G3875pu

[Add to my workbook \(0\)](#) [Add to Google Classroom](#) [Add to my favourites \(0\)](#) [Edit](#) [Remove](#)

Link to this worksheet: <https://www.liveworkbooks.com/m/253> [Copy](#) [Custom link](#) [Share through Whatsapp](#)

YOUTUBE CONTENT AND FILL IN THE MEANINGS

My Hobby| Poem| 8th English| Unit 1| Samacheer Kalvi

MY HOBBY *Poem*
Arunachalam Chandrasheknaran

8TH ENGLISH| UNIT 1| POEM| SAMACHEER KALVI
MS. FLORA ROYAPPAN

breeding	
ajar	
cackle	
constructing	
vigorous	

Finish!!

OTHER INTERACTION ELEMENTS

3. Link URL

LINKS FOR FURTHER STUDY ARUM

ID: kv968520zt

[Add to my workbooks \(0\)](#) [Add to Google Classroom](#) [Add to my favourites \(0\)](#) [Edit](#) [Remove](#)

Link to this worksheet: <https://www.freemathsworksheets.com/mv968520zt> [Copy](#) [Custom link](#) [Share through Whatsapp](#)

LINKS FOR FURTHER STUDY

1	JIGSAW PUZZLE	CLICK HERE TO VIEW JIGSAW PUZZLE
2	YOUTUBE	CLICK HERE TO VIEW YOUTUBE VIDEO
3	WIKI	CLICK HERE TO VIEW WIKI LIFE ON MARS
4	THE MEMORY OF MARS	CLICK HERE TO VIEW ONLINE BOOK THE MEMORY OF MARS
5	FLIPGRID MIXTAPE	CLICK HERE TO VIEW FLIPGRID MIXTAPE
6	DRAG THE WORDS	CLICK HERE TO DO HSP ACTIVITY
7	WORDSEARCH	CLICK HERE TO DO PROPROFS WORDSEARCH
8	MANGALYAN(TAMIL)	CLICK HERE TO READ MANGALYAN STORY IN TAMIL
9	MANGALYAN(ENG)	CLICK HERE TO READ MANGALYAN STORY IN TAMIL
10	WAKELET IMMERSIVE READER	CLICK HERE TO READ WAKELET IMMERSIVE CONTENT

4. Power point presentation



STEPS TO FOLLOW

STEP 1: Upload your document

STEP 2: Draw text boxes on the uploaded document wherever you require.

STEP 3: Put some simple commands.

STEP 4: Save the worksheet and assign to students.

BEST FEATURES

BEST FEATURES

1. It is a FREEMIUM TOOL -1,20,000 W/S FREE
2. More public w/s available for all subjects.
3. Supports 'n' number of languages(Unicode)
4. Listen and response
5. Speech recognition
6. Mp3 - for creating listening comprehension
7. Google classroom integration
8. Embedded code for blog or website

DEMONSTARTION

HOME PAGE

Latest contributions

Most popular yesterday

Most popular this week

Following

Language: All languages ▼

TENSE REVISION

1. Read the symbols and correct the mistakes in the following sentences.

a. I like Rome because is a beautiful city. is

b. She studied for three years archaeology. for three years

c. There wasn't any milk. wasn't

d. He 's speaking French, German and Spanish. 's

e. I watched TV, then I went to bed. watched

f. My house is quite at the weekend. is

2. Choose the correct form of the verbs. Tick the correct answer.

1. She is very short. She is three languages.
a. is speaking b. speaks c. spoke

2. 'Would you like a cigarette?' 'Yes, thanks. I am.'
a. don't smoke b. 'm not smoking c. not smoking


3. I was to the cinema yesterday evening.
a. go b. 'm going c. went

4. Where are you? Argentina?
a. did you stay b. you stayed c. you stay


5. This is a great party! Everyone is a good time.
a. has b. 's having c. have

Comunicación y Lengua 1.1.1

P | **p**



pl pluma



Prof. María Domínguez

p

pl

a

e


i

o

u


• Píñe en las letras que representen el sonido /p/. Son las **p** y **pl** juntas. Realiza el trazo en diferentes superficies; según indiques su muestra. Después, después de ellas, las combinaciones de las letras **pl** con los vocales.

• Observa los siguientes indógenos. Trata de leer los palabras que aparecen debajo. Repasa, con todo a crayón, las sílabas: **plo**, **pia**, **plo** y **plo**.




p | **pl**

plomero




p | **pl**

plátano



p | **pl**

soplete



p | **pl**

plumero

Observa la sílaba que está al principio de cada fila. Selecciona los palabras que contienen esta sílaba.

plo	paten	plomo	palo	perrojo	pone
pia	palo	plata	plata	pato	plano
pie	plena	plato	cumple	pena	sople
pi	pino	cumple	aplica	pío	aplica
plu	puro	pluma	puma	plumero	plumaje

 Florida	Numeracy to Word (within 1,000)	Name _____
Write the number in word form.		
1) 600		_____
2) 915		_____
3) 40		_____
4) 570		_____
5) 25		_____
6) 682		_____
7) 730		_____
8) 200		_____
9) 631		_____
10) 270		_____
11) 64		_____
12) 30		_____
13) 600		_____
14) 515		_____
15) 750		_____
16) 571		_____
17) 410		_____
18) 64		_____
19) 642		_____
20) 60		_____


 FLORIDA DEPARTMENT OF EDUCATION
 www.floridadoe.org

MISSING NUMBERS



Drop the missing numbers.

A number line from 50 to 60. The numbers 50, 53, 55, and 60 are in circles. Between 50 and 53 is a circle with an orange triangle. Between 53 and 55 is a circle with a red heart. Between 55 and 60 is a circle with a green rectangle. There are also circles with a blue circle, a purple star, and a yellow square, but they are not on the number line.

Orange Triangle	?
Yellow Square	?
Red Heart	?
Purple Star	?
Blue Circle	?
Green Rectangle	?

52	54	51	56	59	58
----	----	----	----	----	----

ABOUT THE SITE PAGE

  [Advanced search](#) [English](#) - [Español](#)

[Home](#) [About this site](#) [Interactive worksheets](#) [Make interactive worksheets](#) [Make interactive workbooks](#) [Community](#) [Help](#)

[Students access](#) [arum1063 ▼](#)

About this site

Liveworksheets allows you to transform your traditional printable worksheets (doc, pdf, jpg...) into **interactive online exercises with self-correction**, which we call "interactive worksheets".

Students can do the worksheets online and **send their answers to the teacher**. This is good for the students (it's motivating), for the teacher (it saves time) and for the environment (it saves paper).

Additionally, our interactive worksheets take full advantage of the **new technologies applied to education**: they may include sounds, videos, drag and drop exercises, join with arrows, multiple choice... and even speaking exercises, that the students must do using the microphone.

How can I use it?

You can use liveworksheets to make your own interactive worksheets or you can use the ones shared by other teachers. We have a collection of thousands of interactive worksheets that cover lots of languages and subjects.

How can I make my own interactive worksheets?

It's very easy. Basically, you have to upload your document (doc, pdf, jpg...) and it will be converted into an image. Then you just have to draw boxes on the worksheet and enter the right answers

INTERACTIVE WORKSHEETS PAGE



English Interactive worksheets

Language: English

Order results: Most popular first ▾

English

- Accounting
- Aeronautica
- Afrikaans
- Art
- Biology
- British History
- Business
- Business Studies
- Chemistry
- Civics
- Classics
- CLIL
- CLIL Geography
- CLIL History

PRESENT SIMPLE

Choose the correct option:

- I **play** / **plays** football every Saturday.
- He **play** / **plays** football on Sundays.
- We **don't** / **doesn't** **like** / **likes** milk.
- Do** / **Does** you **like** / **likes** riding a bike?
- She **don't** / **doesn't** **live** / **lives** in Poland.
- Kate and I **tidy** / **tidies** our rooms everyday.
- Mark **don't** / **doesn't** **set** / **sets** the table.
- Do** / **Does** your friend **go** / **goes** to school by bike?
- I often **help** / **helps** my mum.
- My dad never **do** / **does** the shopping.
- Where **do** / **does** you **spend** / **spends** your holidays?
- Helen **vacuum** / **vacuums** the carpet once a week.
- Do** / **Does** Jim **walk** / **walks** his dog in the evening?
- Tim and Paul **do** / **don't** **play** / **plays** the guitar.

There is - There are

1. Complete with **there is** / **there are**

- a t-shirt on the bed.
- two books on the floor.
- a scarf on the floor.
- four pictures on the wall.
- many books on the shelves.
- a book on the bed.
- a laptop on the floor.
- some papers on the floor.

2. Answer the questions using **Yes, there is** / **Yes, there are** / **No, there isn't** / **No, there aren't**

Are there any eggs in the fridge? _____
Are there any lemons in the fridge? _____
Is there any lettuce in the fridge? _____
Is there any milk in the fridge? _____
Are there bananas in the fridge? _____
Is there a cake in the fridge? _____
Are there any lemons in the fridge? _____
Is there any pizza in the fridge? _____

3. True or false?

TRUE / FALSE
TRUE / FALSE
TRUE / FALSE
TRUE / FALSE
TRUE / FALSE

DAILY ROUTINES

1. Complete the vocabulary

a. _____ up
b. _____ my face
c. _____ dressed
d. _____ my hair
e. _____ breakfast
f. _____ my teeth
g. _____ the bus

2. Write the letter under the correct picture

3. Listen and choose the correct form of the verb

play / plays
brush / brushes
take / takes
have / has
read / reads
wash / washes

4. Choose and write the correct form of the verb

Example: I _____ the bus at 7 p.m. He _____ the bus at 7 a.m.
a. I _____ up at 5 a.m. e. He _____ up at 6 a.m.
b. I _____ my face. f. He _____ his face.
c. You _____ breakfast at 6 a.m. g. She _____ breakfast at 7 a.m.
d. You _____ to sleep at 10 p.m. h. She _____ to sleep at 9 p.m.

5. Complete the sentences

a. I _____ the bus to school. I _____ by car.
b. I _____ my teeth. I _____ my hair.

MAKE INTERACTIVE WORKSHEETS MENU

LIVEWORKSHEETS

Search interactive worksheets



Advanced search

English - Español

Home

About this site

Interactive worksheets

Make interactive worksheets

Make interactive workbooks

Community

Help

Students access

Tutorial

Video tutorial

Get started

arum1063 ▼

English

worksheets

Order results: Most popular first ▼

English

- Accounting
- Aeronautica
- Afrikaans
- Art
- Biology
- British History
- Business
- Business Studies
- Chemistry
- Civics
- Classics
- CLIL
- CLIL Geography
- CLIL History

PRESENT SIMPLE

Choose the correct option:

- I **play** / **plays** football every Saturday.
- He **play** / **plays** football on Sundays.
- We **don't** / **doesn't** **like** / **likes** milk.
- Do** / **Does** you **like** / **likes** riding a bike?
- She **don't** / **doesn't** **live** / **lives** in Poland.
- Kate and I **tidy** / **tidies** our rooms everyday.
- Mark **don't** / **doesn't** **set** / **sets** the table.
- Do** / **Does** your friend **go** / **goes** to school by bike?
- I often **help** / **helps** my mum.
- My dad never **do** / **does** the shopping.
- Where **do** / **does** you **spend** / **spends** your holidays?
- Helen **vacuum** / **vacuums** the carpet once a week.
- Do** / **Does** Jim **walk** / **walks** his dog in the evening?
- Tim and Paul **do** / **don't** **play** / **plays** the guitar.

There is - There are

1. Complete with **there is** / **there are**

- _____ a t-shirt on the bed.
- _____ two books on the floor.
- _____ a scarf on the floor.
- _____ four pictures on the wall.
- _____ many books on the shelves.
- _____ a book on the bed.
- _____ a lamp on the floor.
- _____ some papers on the floor.

2. Answer the questions using **Yes, there is** / **Yes, there are** / **No, there isn't** / **No, there aren't**

Are there any eggs in the fridge? _____

Are there any onions in the fridge? _____

Is there any lettuce in the fridge? _____

Is there any milk in the fridge? _____

Are there bananas in the fridge? _____

Is there a cake in the fridge? _____

Are there any lemons in the fridge? _____

Is there any pizza in the fridge? _____

3. True or false?

TRUE / FALSE

TRUE / FALSE

TRUE / FALSE

TRUE / FALSE

TRUE / FALSE

DAILY ROUTINES

1. Complete the vocabulary

a. _____ up

b. _____ my face

c. _____ dressed

d. _____ my hair

e. _____ breakfast

f. _____ my teeth

g. _____ the bus

2. Write the letter under the correct picture

h. _____

i. _____

j. _____

k. _____

3. Listen and choose the correct form of the verb

play / plays

brush / brushes

take / takes

have / has

read / reads

wash / washes

4. Choose and write the correct form of the verb

go (2) get (2) take (2) wash (2) have (2)

Example: I _____ the bus at 7 a.m. She _____ the bus at 8 p.m.

a. I _____ up at 5 a.m. e. He _____ up at 6 a.m.

b. I _____ my face. f. He _____ his face.

c. You _____ breakfast at 8 a.m. g. She _____ breakfast at 7 a.m.

d. You _____ to sleep at 10 p.m. h. She _____ to sleep at 9 p.m.

5. Complete the sentences

a. I _____ the bus to school. I _____ by car.

b. I _____ my teeth. I _____ my hair.

MAKE INTERACTIVE W/S UPLOAD PAGE

L

I

V

E

LIVEWORKSHEETS

Advanced search

English - Español

Home

About this site

Interactive worksheets

Make interactive worksheets

Make interactive workbooks

Community

Help

Students access

arum1063 ▾

Step 1: Upload your worksheet

Choose file

No file chosen


Upload


Format: docx, pdf, jpg or png Size limit: 5MB

If your document's design changes after uploading please try this:

1. Embed your fonts in your word document.
2. If that is not enough, convert your document to pdf before uploading..

MAKE INTERACTIVE W/S TOOL BAR

 **LIVEWORKSHEETS**

Search interactive worksheets 

English - Español

Advanced search

Home

About this site

Interactive worksheets

Make interactive worksheets








Make interactive workbooks

Community


Help

Students access

arum1063 ▾



Spot the names of birds and animals using the pictures.



K	M	E	A	G	L	E	K	T	U	S	B	S	E
O	W	L	T	E	O	C	H	P	R	T	B	P	O

MAKE INTERACTIVE W/B PAGE




My interactive workbooks

Make new workbook:

Title: (e.g. Geography - Grade 3)

Make new workbook

IV ENGLISH




VI ENGLISH

WORKBOOK MENU ITEMS

IV ENGLISH

- Edit content
- Assign to students
- Upload cover
- Change title
- Grading options
- Checking options
- Allow exercise repetition
- Show right answers
- Students' results
- Duplicate workbook
- Remove workbook





- Edit content
- Assign to students
- Upload cover
- Change title
- Grading options
- Checking options
- Allow exercise repetition
- Show right answers
- Students' results
- Duplicate workbook
- Remove workbook

VI ENGLISH

- Edit content
- Assign to students
- Upload cover
- Change title
- Grading options
- Checking options
- Allow exercise repetition
- Show right answers
- Students' results
- Duplicate workbook
- Remove workbook

ENGLISH

MY ACCOUNT MENU ITEMS

  [Advanced search](#) [English](#) - [Español](#)


[Home](#) [About this site](#) [Interactive worksheets](#) [Make interactive worksheets](#) [Make interactive workbooks](#) [Community](#) [Help](#)


[Students access](#)


Community

English ▼

[Post message](#)

 **Grading** by [teachercarlos93](#) 8/22/2020
How does the site grade students?
I don't understand yet... some of my students have most of their work fine and yet they got 6 or 5

 [TeacherARG](#) 8/22/2020
HELP--USING INTERACTIVE WORKSHEETS
<https://www.liveworksheets.com/help/index.asp?category=33>
[Post an answer ▼](#)

 **grading** by [fantasi](#) 8/22/2020
What about grading? Can I decide the grades or not?

arum1063 ▲

[My worksheets](#)

[My students](#)

[My workbooks](#)

[My mail box](#)

[My favourite worksheets](#)

[My followed users](#)

[Notifications](#)

[My account](#)

[My subscription](#)

[Log out](#)

STUDENT LOGIN PAGE

Student log in

Username:

Password:


☐ Remember me

[Register as a student](#)


[Forgot my password](#)

Choose your subscription plan

[illegible]



THE END



THANK YOU



THANKS
FOR
WATCHING