

1. Details of Module and its structure

Module Detail	
Subject Name	Physics
Course Name	Physics 03 (Class XII, Part - I)
Module Name/Title	Unit-01, Module-01: Electric charges and their properties Chapter-01: Electric charges and Fields
Module Id	Leph_10101_eContent
Pre-requisites	Frictional Electricity, idea of positive and negative charge, vector algebra, basic algebra
Objectives	<p>After going through this lesson, the learners will be able to:</p> <ul style="list-style-type: none"> • Understand the concept of electric charge • Know the basic properties of electric charge • Differentiate between methods of charging • State Coulomb's law and understand interaction between charges • Apply Coulomb's law to solve numerical problems
Keywords	Electric charge, like charges, unlike charges, Induction, conduction, conservation of charge, Quantisation of charge, Coulomb's law, Electrostatic force.

2. Development Team

Role	Name	Affiliation
National MOOC Coordinator (NMC)	Prof. Amarendra P. Behera	Central Institute of Educational Technology, NCERT, New Delhi
Programme Coordinator	Dr. Mohd Mamur Ali	Central Institute of Educational Technology, NCERT, New Delhi
Course Coordinator / PI	Anuradha Mathur	Central Institute of Educational Technology, NCERT, New Delhi
Subject Matter Expert (SME)	Yashu Kumar	Kulachi Hansraj Model school, Ashok Vihar, Delhi
Review Team	Associate Prof. N.K. Sehgal (Retd.) Prof. V. B. Bhatia (Retd.) Prof. B. K. Sharma (Retd.)	Delhi University Delhi University DESM, NCERT, New Delhi

TABLE OF CONTENTS

This module contains the following:

1. Unit syllabus
2. Module-wise distribution of unit syllabus
3. Words you must know
4. Introduction
5. Electric charge
6. Charging by friction
7. Charging by conduction
8. Charging by Induction
9. Basic Properties of electric charge
10. Unit of charge
11. Coulomb's law
12. Characteristics of Coulomb i.e. (electrostatic) force
13. Effect of intervening medium on electrostatic force
14. Vector form of Coulomb's law
15. Summary

1. UNIT SYLLABUS

Chapter-1: Electric Charges and Fields

Electric Charges; Conservation of charge, Coulomb's law- force between two point charges, forces between multiple charges; superposition principle and continuous charge distribution

Electric field; electric field due to a point charge, electric field lines, electric dipole, electric field due to a dipole, torque on a dipole in uniform electric field.

Electric flux, statement of Gauss's theorem and its applications to find field due to infinitely long straight wire, uniformly charged infinite plane sheet and uniformly charged thin spherical shell (field inside and outside).

Chapter-2: Electrostatic Potential and Capacitance

Electric potential, potential difference, electric potential due to a point charge, a dipole and system of charges; equipotential surfaces, electrical potential energy of a system of two point charges and of electric dipole in an electrostatic field.

Conductors and insulators, free charges and bound charges inside a conductor. Dielectrics and electric polarization, capacitors and capacitance, combination of capacitors in series and in parallel, capacitance of a parallel plate capacitor with and without dielectric medium between the plates, energy stored in a capacitor.

2. MODULE-WISE DISTRIBUTION OF UNIT SYLLABUS

11 Modules

The above unit is divided into 11 modules for better understanding.

Module 1	<ul style="list-style-type: none"> • Electric charge • Properties of charge • Coulomb’s law • Characteristics of coulomb force • Effect of intervening medium on coulomb force • numerical
Module 2	<ul style="list-style-type: none"> • Forces between multiple charges • Principle of superposition

	<ul style="list-style-type: none"> • Continuous distribution of charges numerical
Module 3	<ul style="list-style-type: none"> • Electric field E • Importance of field and ways of describing field • Point charges superposition of electric field numerical
Module 4	<ul style="list-style-type: none"> • Electric dipole • Electric field of a dipole • Charges in external field • Dipole in external field Uniform and non-uniform
Module 5	<ul style="list-style-type: none"> • Electric flux , • Flux density • Gauss theorem • Application of gauss theorem to find electric field for charge distribution Numerical
Module 6	<ul style="list-style-type: none"> • Application of gauss theorem: Field due to field infinitely long straight wire Uniformly charged infinite plane Uniformly charged thin spherical shell (field inside and outside)
Module 7	<ul style="list-style-type: none"> • Electric potential, • Potential difference, • Electric potential due to a point charge, a dipole and system of charges; • Equipotential surfaces, • Electrical potential energy of a system of two point charges and of electric dipole in an electrostatic field. Numerical

Module 8	<ul style="list-style-type: none"> • Conductors and insulators, • Free charges and bound charges inside a conductor. • Dielectrics and electric polarization
Module 9	<ul style="list-style-type: none"> • Capacitors and capacitance, • Combination of capacitors in series and in parallel • Redistribution of charges , common potential numerical
Module 10	<ul style="list-style-type: none"> • Capacitance of a parallel plate capacitor with and without dielectric medium between the plates • Energy stored in a capacitor
Module 11	<ul style="list-style-type: none"> • Typical problems on capacitors

Module- 01

3. WORDS YOU MUST KNOW

- **Position vector:** A vector drawn from the origin to a point to show its location with respect to origin (0, 0, 0).
- **Medium:** The material filling up the space between objects.
- **Force:** A push or a pull, attractive forces cause a pull towards each other.
- **Contact forces and forces acting at a distance:** Forces that act only on touching the object are called contact forces. Example muscular force The forces that act at a distant such as gravitational force are forces acting at a distance.
- **Electric Charge:** Electric charge is an intrinsic characteristic of many of the fundamental particles of matter that gives rise to all electric and magnetic forces and interactions.

- **Positive and Negative charges:** Charges behave in different ways when subjected to external electrical fields. Conventionally they are called positive and negative.
- **Conductors:** Some substances readily allow passage of electricity through them, others do not. Those which allow electricity to pass through them easily are called *conductors*. They have electric charges (electrons) that are comparatively free to move inside the material. Metals, human and animal bodies and earth are all conductors of electricity.
- **Insulators:** Most of the non-metals, like glass, porcelain, plastic, nylon, wood, offer high opposition to the passage of electricity through them. They are called electrical *insulators*.
- **Electrostatic Induction:** The temporary separation of charges in a body due to another charges held in the vicinity
- **Conservation of charge:** The net electric charge on an isolated system always remains the same.
- **Quantisation of charge:** Charges can exist only as integral multiple of 'e' (electric charge $= 1.6 \times 10^{-19} C$)

4. INTRODUCTION

It is a matter of common experience to **see a tiny spark, or hear a crackle, when one takes off synthetic clothes or sweaters, particularly in dry weather**. Have you ever tried to find any explanation for this phenomenon?

Another common example of electric discharge is the lightning that we see in the sky during thunderstorms.

We may also experience a sensation of a mild electric shock either while opening the door of a car or holding the iron bar of a bus after sliding from our seat. The reason for all such experiences is the discharge of electric charges through our body, which were accumulated due to rubbing of insulating surfaces. You might have also heard that this is due to generation of **static electricity**. This is precisely the topic we are going to discuss in this unit.

Static means anything that does not move. Electrostatics deals with the study of forces, fields and potentials associated with static charges.

Electrostatics is a branch of physics that deals with the phenomena and properties of stationary or very slow-moving electric charges.

In this module we will study about the nature of electrical charge

5. ELECTRIC CHARGE

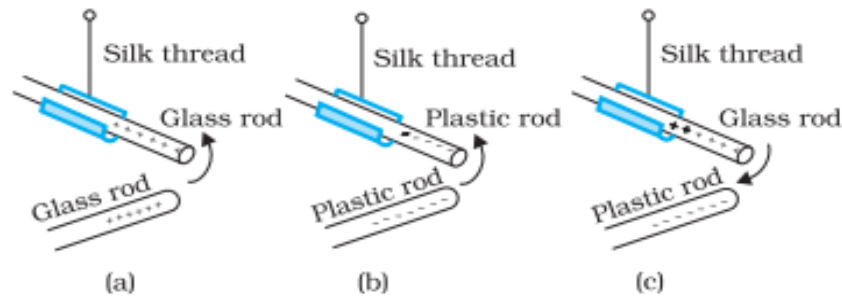
Rub a glass rod with silk. Suspend the rod by means of a thread. Bring another similarly charged rod near it. The rods repel each other.

The figure (a) shows the suspended rod repelled by the second glass rod.

Likewise, if two plastic rods / rulers are rubbed with woolen cloth say a sweater and **if one was suspended as shown in fig (b)** the same repulsion can be observed between the two charged plastic rods/ rubbers.

But if the interaction between the rubbed glass rod and rubbed plastic rod is observed they would attract.

The rubbed plastic rod attracts the rubbed glass rod. (Fig. C)



We say that **the bodies like glass or plastic rods, silk and wool are electrified.** The experiments on frictional electricity suggested that there are two kinds of electric charges.

- (i) Like charges repel and**
- (ii) Unlike charges attract each other**

It was concluded, after many careful studies by different scientists,

- There are only two kinds of *electric charge*; positive charge and negative charge.
- The rubbing results in transfer of charge

- A pair of objects on rubbing acquire opposite charges
- Charged objects lose their charge after sometime
- Hot dry weather allowed charges to remain on the object for a longer duration

<https://www.youtube.com/watch?v=jpOZWnWD3W8>

Pitch ball experiment

The property which differentiates the two kinds of charges is called the polarity of charge. But how do we know which of the two rubbing bodies have positive and which one has a negative charge?

Two known combinations which have experimentally observed and have been universally accepted

- **On rubbing glass rod with silk cloth**
Glass rod acquires positive charge and silk cloth gets negative charge
- **On rubbing plastic rod (or ebonite rod) with wool (or cat's fur)**
Plastic rod acquires negative charge and wool gets positive charge

The above experiments just tell us that unlike charges acquired by the rubbed objects neutralize or nullify each other's effect. It was for this reason that the two kinds of charges were named as *positive* and *negative* by the American scientist **Benjamin Franklin**.

We know that when we add a positive number to a negative number of the same magnitude, their sum becomes zero. This might have been the philosophy behind naming the charges as positive and negative. By convention, the charge on the rubbed glass rod or wool is called positive and that on the rubbed plastic rod or silk is termed negative. If an object possesses an electric charge, it is said to be electrified or charged. When it has no charge it is said to be neutral.

6. CHARGING BY FRICTION

‘By Friction’ implies on rubbing any two bodies/objects together. There will be friction between the surfaces in contact.

When a glass rod is rubbed with silk, the rod acquires one kind of charge while the silk acquires the second kind of charge. **This is true for any pair of objects that are rubbed to get them electrified.**

What about when we rub our hands !!

Now

if the electrified glass rod is put in contact with silk, (with which it was rubbed), the two no longer attract each other.

They also do not attract or repel other light objects as they did on being electrified.

Thus, the charges acquired after rubbing are lost when the charge bodies are brought in contact.

What can one conclude from these observations?

Both glass rod and plastic ruler in the experiments above were insulators

Do you think it is only possible to charge an insulator what about other materials?

A metal rod held in hand and rubbed with wool will not show any sign of being charged. However, if a metal rod with a wooden or plastic handle is rubbed without touching its metal part, it shows signs of charging.

Suppose we connect one end of a copper wire to a neutral plastic ball and the other end to a negatively charged plastic rod. We will find that the plastic ball acquires a negative charge.

If a similar experiment is repeated with a synthetic thread or a rubber band, no transfer of charge will take place from the plastic rod to the plastic ball. Why does the transfer of charge not take place from the rod to the ball?

Some substances readily allow passage of electricity through them, others do not. Those which allow electricity to pass through them easily are called **conductors**. They have electric charges

(electrons) that are comparatively free to move inside the material. Metals, human and animal bodies and earth are conductors.

Most of the non-metals like glass, porcelain, plastic, rubber, wood offer high resistance to the passage of electricity through them. They are called *insulators*.

Most substances fall into one of the two classes stated above

Charging is due to free electrons transfer from one object to the other on rubbing caused by friction

Electrons transfer from a body with free electrons to the one that does not have the electrons as free

Let us say,

All bodies are neutral to start with, due to friction some electrons get transferred from one body to another.

The body with extra electrons get negatively charged and deficiency of electrons in the second one gives it a positive charge.

Most of the time we cannot predict the nature of charge on each of the pair of bodies that rubbed against each other.

But the pairs

Ebonite /plastic and fur/hair give us negative charge on the plastic and positive charge on hair or fur.

Glass and silk give us positive charge on glass and negative on silk

The charges acquired by each material is consistent and independent of shape of materials, place, of performing the experiment and time of performing the experiment.

You can try this

Take a small plastic bag. close the mouth using a string. Cut the rest of the bag into strips. stroke the cut section several times. hold the bag up by the string. the striped fan out. think why?

7. CHARGING BY CONDUCTION OR BY CONTACT

When a negatively charged ebonite rod is brought in contact with a metal object, such as a metal sphere mounted on an insulated stand, some of the excess electrons from the rod are transferred to the sphere. Once the electrons are on the metal sphere, where they can move readily, they repel one another and spread out over the sphere's surface. The insulated stand prevents them from flowing to the earth.

If the rod is now removed, the sphere is left with a negative charge distributed uniformly all over its surface.

In a similar manner the sphere will be left with a positive charge after being put in contact with a positively charged rod. In this case, electrons from the sphere would be transferred to the rod. This process of giving one object a net electric charge by placing it in contact with another object that is already charged is known as charging by conduction/contact.

THINK ABOUT THIS

- Why should electrons from a charged ebonite rod go on to the neutral metal sphere?
- What will happen if we replace the negatively charged ebonite rod with a positively charged glass rod?

8. CHARGING BY INDUCTION

It is also possible to charge a conductor in a way that does not involve contact, between the charged body and the uncharged one as in the case of charging by contact

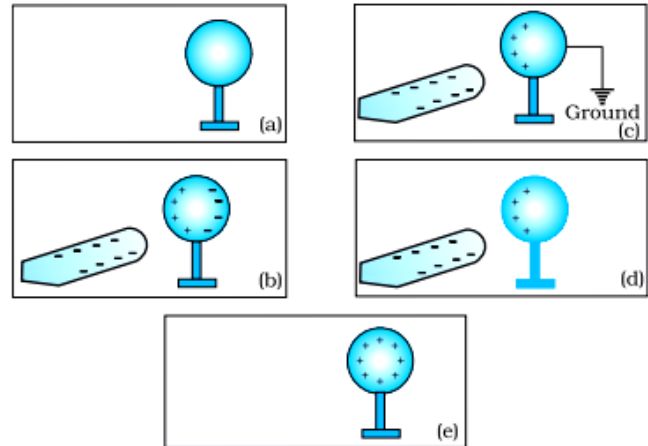
Imagine a conducting sphere mounted on an insulated stand as in Fig (a).

In Fig (b) a negatively charged rod is brought close to (but is not made to touch) the metal sphere.

In the sphere, the free electrons close to the rod move to the other side (by repulsion). As a result, the part of the sphere nearer to the rod becomes positively charged and the part farthest from the rod gets negatively charged.

The phenomenon of temporary separation of charges in a conductor due to a charge in its vicinity is called electrostatic Induction.

We call it temporary because the separation is a result of repulsion or attraction between free electrons of the material and the external charged body, which in our case is the negatively charged ebonite rod.



The word **Induction** means forcing an effect.

Now if the rod is removed, the free electrons move back to their original places and the charged regions disappear.

Under most conditions Earth is a good electric conductor.

Hence, **if a metal wire is attached between the sphere and the ground as in Fig. (c)**

Some of the free electrons leave the sphere and distribute themselves on the much larger earth. If the **grounding wire** is then removed, followed by moving away of the ebonite rod, the sphere is left with a net positive charge.

THIS MAY BE USEFUL

“Grounding” -Exposed metal parts of electrical equipment are connected to ground, so that failures of internal insulation will protect the device. The exposed parts, which could cause an electric shock if a person touched them, are connected to the ground. This provides a lower

resistance path for the current In electric power distribution systems, a protective earth (PE) conductor is an essential part of the safety provided by the earthing system.

Connection to ground also limits the build-up of static electricity when handling flammable products or electrostatic-sensitive devices.

The symbol used is



This process of giving one object a net electric charge without touching it with a second charged object is called charging by induction.

The process could also be used to give the sphere a net negative charge, if a positively charged rod were used. Then, electrons would be drawn up from the ground through the grounding wire and onto the sphere.

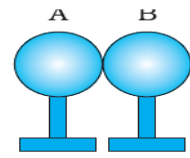
So in steps you:

- Mount a metal sphere on an insulated stand
 - Charge an ebonite (plastic) rod by rubbing it with wool/fur
 - Take the negatively charged ebonite rod close to the metal sphere
 - Do not touch it
- The free electrons would be repelled to the far end of the sphere
- Keeping the ebonite rod in place 'earth' (touch, or make contact with the earth /ground) the far end of the sphere
 - Remove the earthing
 - Remove the ebonite rod

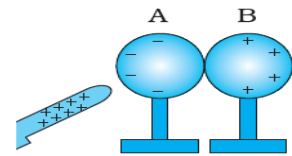
The metal sphere is positively charged.

Answer the following:

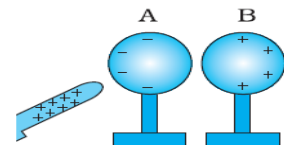
- What if you touched the metal sphere with the charged rod?
- What if you remove the rod before you remove the earthing?
- Can we perform the above experiment with a wooden sphere?
- When we charged by conduction, same kind of charge developed on the second body, while in case of induction we give opposite charge to the body. Why?



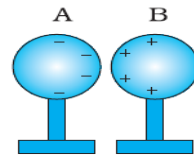
(a)



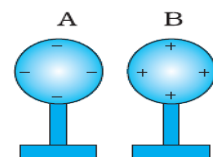
(b)



(c)



(d)



(e)

If the sphere were made from an insulating material like plastic, instead of metal, the method of producing a net charge by induction would not work, because very little charge would flow through the insulating material down to the grounding wire.

However, the electric force of the charged rod would still have some effect as shown in figure.

The electric force would cause the positive and negative charges in the molecules of the insulating material to get separated slightly, with the negative charges being pushed away from the negative

rod. The surface of the plastic sphere does acquire a slight induced positive charge, although there is no net charge on it.

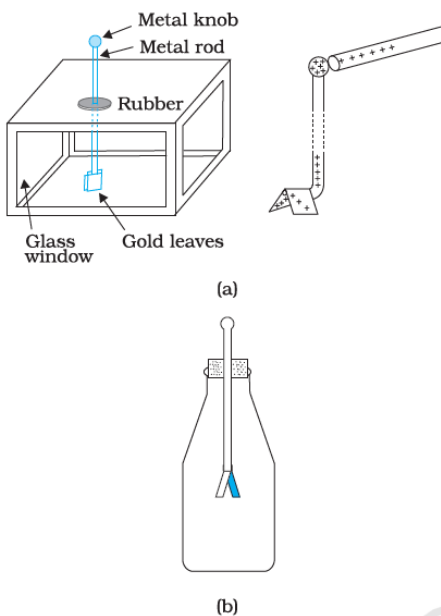
THINK – ABOUT THESE

- Why the two spheres get oppositely charged?
- Why did we not use earthing?
- Is the magnitude of charge same on both the spheres?
- What is the source of charge on the two spheres?

HOW DO WE DETECT CHARGE ON A BODY?

A simple apparatus to detect charge on a body is the **gold-leaf electroscope**.

It consists of a vertical metal rod housed in a box, with two thin gold leaves attached to its bottom end. When a charged object touches the metal knob at the top of the rod, charge flows on to the leaves and they diverge. The degree of divergence is an indicator of the amount of charge.



Electroscopes: (a) The gold leaf electroscope, (b) Schematics of a simple electroscope.

Make one yourself

<https://www.youtube.com/watch?v=2PmWIPjV6n0>

Easy to follow and make the electroscope.

EXAMPLE:

If we vigorously comb our hair on a dry day and bring the comb near small pieces of paper, the comb attracts the paper pieces, why?

SOLUTION

This is an example of frictional electricity and induction. When we comb our hair the comb gets negatively charged by rubbing. When the comb is brought near the pieces of paper some of the electrons move away from at the edge of the paper piece which is closer to the comb. At the farther end of the piece there is an excess of electrons and hence, a negative charge appears there. Such a redistribution of charge in a material, due to presence of a nearby charged body is called induction. The comb exerts larger attraction on the positive charges at the near end the paper piece as compared to the repulsion on the farther away negative charges.

This is because the positive charges are closer to the comb. Hence, there is a net attraction between the comb and the paper piece.

EXAMPLE:

Does the attraction between the rubbed comb and the piece of papers last for a long period of time?

SOLUTION

No, because the comb loses its net charges after some time. The excess charges on the comb are lost to the atmosphere.

EXAMPLE:

Can two similarly charged bodies attract each other?

SOLUTION

Yes, when the charge on one body (q_1) is much greater than that on the other (q_2) and they are close enough to each other so that force of attraction between q_1 and the induced charge on the other exceeds the force of repulsion between q_1 and q_2 . However two similar point charges can never attract to each other because no net induction effects will take place in them.

EXAMPLE:

Does the mass of a body change due to charging?

SOLUTION

Yes, as charging a body means addition or removal of electrons. The electron has a small but finite mass.

EXAMPLE:

Why do electrical sockets have a ‘third hole’ ?

SOLUTION

All metal parts of electric appliances may end with some charge due to faulty connections. In such a situation charge can get accumulated on the surface of the appliance. When the user touches the appliance he/she may get a shock.

Human bodies are good conductors of electricity. charges can flow through the body to /from the earth

The third hole is provided for ‘grounding’ the surface of electrical appliances. Through this grounding, all accumulated charge is discharged to the ground and this makes the appliance safe.

EXAMPLE:

An inflated balloon is charged by rubbing it to our head. Will there be a change in its size?

SOLUTION:

Because the balloon can expand the like charges repelling each other will cause the balloon the increase in size.

9. BASIC PROPERTIES OF ELECTRIC CHARGE

We have seen that there are two types of charges, namely positive and negative
Here, we shall now describe some **properties** of the electric charge.

a) Quantization of charge-

Electric charge can have only discrete values. As we have learnt above that it is the electron transfer from one body to another which results in excess charge on one body and deficiency of electrons in the other.

The smallest discrete charge that can exist in nature is the charge on electron 'e'.

The Charge present on any object always exists in integral multiples of a fundamental unit of electric charge. Thus charge q on a body is always given by- $q = ne$, where n is any integer, positive or negative, e is the magnitude of the charge on the electron.

b) Charge is conserved –

For an isolated system, **the total charge remains constant, charge is neither created nor destroyed**, and it can be transferred from one body to the other.

c) Charge is additive-

If a system contains 'n' charges $q_1, q_2, q_3, \dots, q_n$ then the total charge of the system is $q_1 + q_2 + q_3 + \dots + q_n$

Should charges add up like integers or as scalars like mass?

But they can be positive and negative, hence proper signs have to be used while adding charges

$q_1 + q_2 - q_3 + q_4$, and if they were all equal in magnitude = q the net charge will be $2q$

d) Charge is invariant-

The **numerical value of charge is independent of velocity**. Which means - charged bodies may be stationary or moving the magnitude of charge on the body remains the same

10. UNIT OF CHARGE

In the International System (SI) of Units, a unit of charge is called a **coulomb** and is denoted by the symbol C.

A coulomb is defined in terms the unit of the electric current. In terms of this definition, one coulomb is the charge flowing through a wire in 1 s, if the current is 1 A (ampere).

There are other ways of defining coulomb which you will learn as we get on with the course.

In this system, the value of the basic unit of charge is $e = 1.602192 \times 10^{-19} \text{ C}$

In electrostatics, charges of this large magnitude are seldom encountered and hence we use smaller units $1 \mu \text{ C (micro coulomb)} = 10^{-6} \text{ C}$ or $1 \text{ m C (milli-coulomb)} = 10^{-3} \text{ C}$.

EXAMPLE:

How many electrons are there in one Coulomb of negative charge?

SOLUTION:

The number of electrons is equal to the charge q divided by the charge e on each electron. Therefore, the number n of electrons is

$$n = q/e = 6 \times 10^{18} \text{ electrons.}$$

Thus, there are about 6×10^{18} electrons in a charge of -1C .

EXAMPLE:

How can we explain quantisation of charge?

SOLUTION

If the protons and electrons are the only basic charges in the universe, all the observable charges have to be integral multiples of e . Thus, if a body contains n_1 electrons and n_2 protons, the total amount of charge on the body is

$$n_2 \times e + n_1 \times (-e) = (n_2 - n_1) e.$$

Since n_1 and n_2 are integers, their difference is also an integer. Thus the charge on any-body is always an integral multiple of e and can be increased or decreased in multiples of e .

11. COULOMB'S LAW

We have observed that like charges repel and unlike charges attract.

How much is the repulsion? How much is the value of attraction? Can we find its magnitude and express the force of attraction or repulsion mathematically?

The law that describes how charges interact with one another was discovered by Charles Augustine de Coulomb in 1785. With a sensitive torsion balance, Coulomb measured the electric force between charged spheres. In Coulomb's experiment the charged spheres were much smaller than the distance between them so that the charges could be treated as point charges. The results of the experiments of Coulomb and others are summarized in Coulomb's law.

The Law states that-

The electrostatic force F exerted by one-point charge on another acts along the line joining the centres of the charges. It varies inversely as the square of the distance separating the charges and is directly proportional to the product of charges.

Or

The mutual force of attraction between two charges is directly proportional to the product of the charges and inversely proportional to the square of the distance between them.

- ❖ Coulomb's law talks about the magnitude of force.
- ❖ It says mutual force of attraction or repulsion,
- ❖ this means in case of dissimilar magnitude of charges the force on each will be the same, it will depend on the product of the two charge magnitudes
- ❖ it will be attractive if the two charges are of opposite nature (one positive and the other negative) and repulsive in case they are same kind of charges (both positive or both negative).

Thus the magnitude of the electric force exerted by a **charge q_1** on another **charge q_2** at a **distance r** away is thus, given by-

$$F \propto \frac{q_1 q_2}{r^2}$$

$$F = \frac{kq_1q_2}{r^2}$$

Where **k** is proportionality constant and depends upon nature of medium between the charges and the system of unit used.

In **S.I. units**, for vacuum it is given by:

$$k = \frac{1}{4\pi\epsilon_0} = 9 \times 10^9 \text{ Nm}^2/\text{C}^2$$

Where, $\epsilon_0 = 8.85 \times 10^{-12} \text{ C}^2/\text{Nm}^2$ and is called **permittivity of free space**.

(**vacuum**)

Thus

$$\mathbf{F} = \frac{1}{4\pi\epsilon_0} \frac{kq_1q_2}{r^2}$$

The force is repulsive if the charges have the same sign and attractive if the charges have opposite signs.

12. CHARACTERISTICS OF COULOMB (ELECTROSTATIC) FORCE

Regarding Coulomb's law the following points are worth noting:

- (1) **Electrostatic force produces mechanical displacement of objects that are charged, this effect is seen if the objects on which the force is applied are allowed to move, like we saw in the case of suspended ebonite or glass rods or pieces of paper charged by induction are attracted towards the plastic comb.**
- (2) **Electrostatic force acts along the line joining the centers of the two spherical charged bodies, for charged distributions points may be obtained depending upon the distribution of charges.**
- (3) **Coulomb's law stated above describes the interaction of two point charges. When two charges exert forces simultaneously on a third charge, the total force acting on that charge is the vector sum of the forces that the two charges would exert individually.**

This important property, called the **principle of superposition of forces**, holds for any number of charges.

- (4) The electric force is an action reaction pair, *i.e.*, the two charges exert equal and opposite forces on each other.
- (5) The electric force is conservative in nature.
- (6) Electric forces are very much stronger than the gravitational forces. For example, the electric force between a proton and an electron is nearly 10^{39} times the gravitational force between them.

13. CONSTANT OF PROPORTIONALITY AND THE INTERVENING MEDIUM

Coulomb's law as we have stated above can be used for charges in vacuum. If some dielectric (insulator) is present in the space between the charges, the net force acting on each charge is altered because charges are induced in the molecules of the intervening medium.

The electrostatic or Coulomb force decreases K times of the intervening medium. Here K is a dimensionless constant which depends on the medium and called dielectric constant of the medium.

For medium other than air or vacuum, the electrostatic/coulomb force 'F' is given by:

$$\mathbf{F} = \frac{1}{4\pi\epsilon_0 k} \frac{kq_1q_2}{r^2}$$
 where k (kappa) is called **relative permittivity or dielectric constant** of the medium.

Permittivity or **absolute permittivity** is the measure of influencing effect on a medium affected by the presence of a charge. The permittivity of a medium describes how much electric effect is 'generated' per unit charge in that medium.

EXAMPLE

A charge Q is to be distributed over into two small objects. What should be the value of the charge on the objects so that force between the two objects becomes maximum, when they are kept a given distance apart?

SOLUTION

Let charge on one body be 'q' hence on the other it will be $Q-q$

Therefore,
$$F = \frac{1}{4\pi\epsilon_0} \frac{q(Q-q)}{r^2}$$

For F to be maximum,

$$\frac{dF}{dq} = 0$$

$$\therefore \frac{1}{4\pi\epsilon_0 r^2} \frac{d}{dq} (qQ - q^2) = 0$$

Or

$$Q - 2q = 0$$

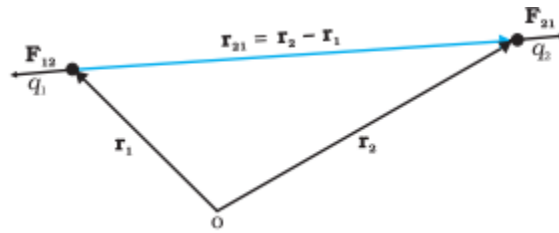
$$\therefore q = Q/2$$

Thus, for maximum force, at a given distance both the objects should have equal charges.

14. VECTOR FORM OF COULOMB'S LAW

Since force is a vector, it is necessary to write Coulomb's law in its full vector form.

Let the position vectors of charges q_1 and q_2 be r_1 and r_2 respectively



We denote force on q_1 due to q_2 by F_{12} and force on q_2 due to q_1 by F_{21} .

The two point charges q_1 and q_2 have been numbered 1 and 2 for convenience and the vector leading from 1 to 2 is denoted by r_{21} :

$$r_{21} = r_2 - r_1$$

In the same way, the vector leading from 2 to 1 is denoted by r_{12} :

$$r_{12} = r_1 - r_2 = -r_{21}$$

The magnitude of the vectors r_{21} and r_{12} is denoted by r_{21} and r_{12} , respectively ($r_{12} = r_{21}$). The direction of a vector is specified by a unit vector along the vector.

Coulomb's force law between two point charges q_1 and q_2 located at r_1 and r_2 is then expressed as-

$$F_{21} = \frac{1}{4\pi\epsilon_0 k} \frac{q_1 q_2}{r^2} r_{21}$$

Hence we find that-

$$F_{21} = -F_{12}$$

15. SUMMARY

We have learnt

- From simple experiments on frictional electricity, one can infer that there are two types of charges in nature; and that two like charges repels and two unlike charges attract each other. By convention, the charge on a glass rod rubbed with silk is taken as positive; that on a plastic rod rubbed with wool, is taken as negative.

- Conductors allow easy movement of electric charge through them, insulators do not. In metals, the mobile charges are electrons; in electrolytes both positive and negative ions are mobile.
- Electric charge has three basic properties: quantization, additivity and conservation.
- Quantization of electric charge means that total charge (q) of a body is always an integral multiple of a basic quantum of charge (e) i.e.,
 $q = n e$, where $n = 0, \pm 1, \pm 2, \pm 3, \dots$. Proton and electron have charges $+e, -e$, respectively. For macroscopic charges for which n is a very large number, quantization of charge can be ignored, we can think of their charges as being (almost) continuous.
- Additivity of electric charges means that the total charge of a system is the algebraic sum (i.e., the sum taking into account proper signs) of all individual charges in the system.
- Conservation of electric charges means that the total charge of an isolated system remains unchanged with time. This implies that when two objects are charged through friction, there is a transfer of electric charge from one object to another, there is no net creation or destruction of charge.
- **Coulomb's Law**: The mutual electrostatic force between two point charges q_1 and q_2 is proportional to the product $q_1 q_2$ and inversely proportional to the square of the distance r separating them.
- The ratio of electric force and gravitational force between a proton and an electron is of the order 10^{39} . Electrical forces are, therefore, very much stronger than gravitational forces.