

INTRODUCTION TO



Wordwall

By
Priyakshi Gupta
Sr Academic Consultant, CIET,
NCERT

Goals

To understand the importance and use of language tools

To create interactive and user-friendly content on Wordwall



To make learning more engaging and fun.

To integrate different tools to improve the teaching learning process for languages.

ICT and Language Tools

For Teachers:

- Enhances their classroom delivery
- Makes teaching-learning fun
- Helps in structuring their resources
- Provides variety in teaching

For Students:

- Makes them proficient in languages and become lifelong learners
- Develops their LSRW skills
- Enhances their critical thinking skills


What is Wordwall?

- It is an online tool used to create interactive games for students.
- It is also used to create printed materials in the form of worksheets.
- It's variety of templates are useful in creating and sharing resources from any corner of the world.
- It aims to make teachers' lives easier and to improve the education standard of the students.

The easy way to create your own teaching resources.

Make custom activities for your classroom.

Quizzes, match ups, word games, and much more.



27,500,425 resources created

Pedagogical Implications of Wordwall on Different Subjects

- Wordwall can be used to create content for other subjects as well, which include Mathematics, Science, Social Science etc. apart from languages.
- The tool enables students to apply their critical thinking skills, problem solving skills, decoding, enhances their vocabulary and inquiry based learning.
- It can be used to improve the overall quality of teaching.
- It integrates learning with fun with the help of visual representation.
- It enables the teachers to achieve their learning outcomes effectively.

Getting Started



The image shows a browser window with the URL `wordwall.net` highlighted in a red box. A yellow box contains the text "Go to www.wordwall.net" with a blue arrow pointing to the URL. The website header includes the Wordwall logo, the tagline "Create better lessons quicker", and navigation links for Home, Features, Price Plans, Log In, and Sign Up. The main content area features the headline "The easy way to create your own teaching resources." followed by the subtext "Make custom activities for your classroom. Quizzes, match ups, word games, and much more." To the right is an illustration of a teacher at a desk with "Printables" and a whiteboard with "Interactives". A blue box at the bottom right of the main content area displays "27,579,381 resources created". A blue button labeled "Sign Up To Start Creating" is highlighted with a red border.

Wordwall | Create better lessons quicker

Home Features Price Plans Log In Sign Up

The easy way to create your own teaching resources.

Make custom activities for your classroom.
Quizzes, match ups, word games, and much more.

Teacher

Printables

Interactives

27,579,381 resources created

Sign Up To Start Creating

Sign in with Google


Sign up

wordwall.net/account/basicsignup?ref=home-benefit-cta

Wordwall Create better lessons quicker

Home Features Price Plans Log In Sign Up Eng

Sign Up to a Basic account




OR

Email address

Password

Confirm password

Location  India

I accept the [Terms of use](#) and [Privacy policy](#)

Sign Up

Now that you are all set, click on 'Create Activity'

The screenshot shows the Wordwall website interface. At the top left, the Wordwall logo is followed by the tagline "Create better lessons quicker". The navigation menu includes "Home", "Features", "Community", "My Activities", "My Results", "Create Activity" (highlighted with a red box), and "Upgrade". A user profile icon for "priyakshi" is visible on the right. Below the navigation bar, the "My Activities" section has a header with the title "My Activities" and several utility buttons: "+ New folder", "Recycle Bin", a search bar "Search my activities...", and view toggles. On the right side of this section, there are sorting options: "Order by: Name", "Modified", and "Last played". The main content area is mostly empty, with a large, light gray button in the center that says "Create Your First Activity Now", which is also highlighted with a red box.

Types of Resources



Match up

Drag and drop each keyword next to its definition.



Quiz

A series of multiple choice questions. Tap the correct answer to proceed.



Random wheel

Spin the wheel to see which item comes up next.



Missing word

A cloze activity where you drag and drop words into blank spaces within a text.



Group sort

Drag and drop each item into its correct group.



Find the match

Tap the matching answer to eliminate it. Repeat until all answers are gone.



Unjumble

Drag and drop words to rearrange each sentence into its correct order.



Matching pairs

Tap a pair of tiles at a time to reveal if they are a match.



Open the box

Tap each box in turn to open them up and reveal the item inside.



Wordsearch

Words are hidden in a letter grid. Find them as fast as you can.



Random cards

Deal out cards at random from a shuffled deck.



Labelled diagram

Drag and drop the pins to their correct place on the image.



Anagram

Drag the letters into their correct positions to unscramble the word or phrase.



Gameshow quiz

A multiple choice quiz with time pressure, lifelines and a bonus round.



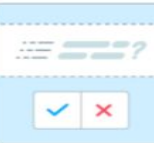
Flip tiles

Explore a series of two sided tiles by tapping to zoom and swiping to flip.



Maze chase

Run to the correct answer zone, whilst avoiding the enemies.



True or false

Items fly by at speed. See how many you can get right before the time runs out.



Image quiz

An image is revealed slowly. Buzz in when you can answer the question.

Steps to Create a Resource

Easy as 1-2-3

Create a customized resource with just a few words and a few clicks.

1



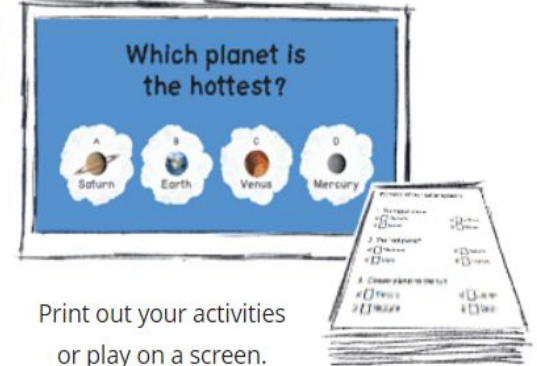
Pick a template.

2



Enter your content.

3



Print out your activities
or play on a screen.

Customize your template

Theme

Choose from a variety of themes for each template.



Primary



Blackboard



Neon



Classic

Options

Customize your template as per your preference.

TIMER

None Count up Count down

5 m 0 s

MARKING

Every word Every word with bonus for perfect On submit

Automatically proceed after marking

ALIGNMENT

Left Centered

RANDOM

Shuffle item order

END OF GAME

Show answers

Apply To This Activity

More ▾

Sharing the Resource with the Students

Clipboard Image Tools Shapes Colors

Unjumble
Unjumble the words given below
to frame correct sentences.

a his is moth
writing letter Ram .

START

Drag and drop the words in correct
order to frame logical sentences.

Unjumble the words given below to frame correct sentences.
by Priyakshi
+ Add tags

Share

Edit Content Set Assignment Embed More

3032 x 2968px

Copy the link or embed it via social media

✕

Share resource



Copy

Share or embed it:



[◀ Publish settings](#)

Leaderboard

Choose the correct word - Missin x +

wordwall.net/resource/27487084/choose-the-correct-word

Apply To This Activity More ▾

Leaderboard

Options ▲

ENABLED On Off





SIZE Top 3 Top 5 Top 10 Top 20 Top 40

DUPLICATES Allow duplicate names Only show best score for each name

REMOVE AFTER Never 1 year 1 month 1 week 24 hours

Apply To This Activity

Apply To All My Activities

Rank	Name	Score	Time	
1st	-	-	-	
2nd	-	-	-	
3rd	-	-	-	
4th	-	-	-	
5th	-	-	-	
6th	-	-	-	
7th	-	-	-	
8th	-	-	-	
9th	-	-	-	
10th	-	-	-	



Track your students' scores

Wordwall Create better lessons quicker

Home Features Community My Activities **My Results** Create Activity Upgrade

My Results

By clicking on 'My Results', you can check your students' scores

+ New folder Recycle Bin Search my results... Q

Order by: Created ▼ Deadline ▲ Name ▲

You haven't shared any activities with students yet.

To share an activity and start collecting results, go to any activity page and hit the blue **Share** button. Follow the instructions and share the resulting link with your students.

Share

Set Assignment

Choose from public resources using the community tab

wordwall.net/community



Wordwall Create better lessons quicker

Home Features **Community** My Activities My Results Create Activity Upgrade

Click on Community tab

Community **Search for more resources here** Search for public activities...

Which food is healthy?

A  B 

Healthy and unhealthy f...
by Sudattadutta
Quiz

Number Name - Choose

A three
B two
C five

Number Name - Choose
by Submissions
Quiz

Subtraction!

$4 - 2$

A 3 B 5
C 2

Subtraction!
by Pushkalaarunkum
Quiz

Addition

$3 + 2$

A 5 B 7 C 9

Addition
by Preethyu
Quiz

The measure of how much a container can hold is called _____

A Capacity
B length

The measure of how much a container can hold is called _____

Popper hour

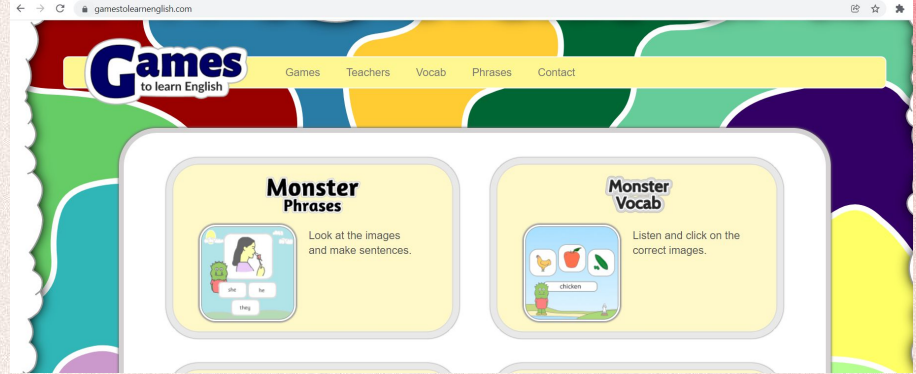
Common hour

A mouse is also known as _____ device.

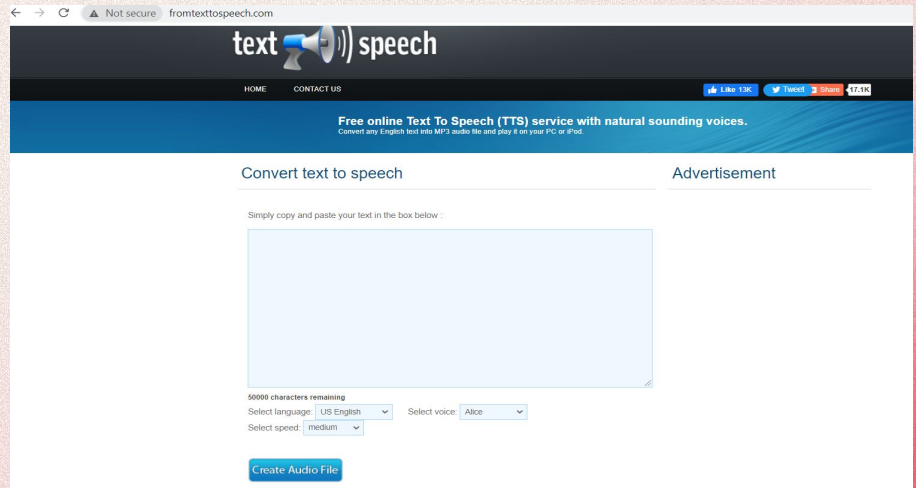
A helping
B sorting
C pointing

Other Tools for Language Learning

1. www.gamestolearnenglish.com



2. www.fromtexttospeech.com



e-Pathshala: A Treasure Trove of eContent




The screenshot shows the homepage of the e-Pathshala website. The browser address bar displays the URL epathshala.nic.in/index.php?ln=en. The page header includes the date and time (1/16/2022, 12:30:30 PM), navigation links (Skip to Main Content, Skip to Navigation, Screen Reader Access), text size options (A-, A, A+), a Sitemap link, a search bar, and a language dropdown (Ln). The main header features the NCTE logo on the left, the text "राष्ट्रीय शैक्षिक अनुसंधान और प्रशिक्षण परिषद्" and "National Council of Educational Research and Training" in the center, and the "eपाठशाला" logo with the tagline "learning on the go" on the right. Below the header is a navigation menu with links for Home, About, Epathshala, Access eResources (QR code), and Contact. The main content area is divided into two sections: an illustration of multiple hands holding smartphones displaying various educational content, and a circular inset image of two students in school uniforms looking at a device. At the bottom of the page, there are icons for the Google Play Store, the Apple App Store, and the Microsoft Store, along with a series of small dots indicating a carousel.

<https://epathshala.nic.in/index.php?ln=en>

Resources

1. <https://wordwall.net/>
2. www.gamestolearnenglish.com
3. www.fromtexttospeech.com
4. <https://epathshala.nic.in/index.php?ln=en>



THANK YOU

